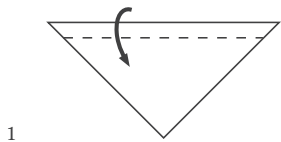




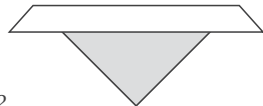
Folding Smoking

Folding movie
Duni.com



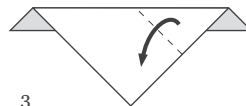
1

Open the napkin and fold it to a triangle. Then fold a strip parallel to the baseline.



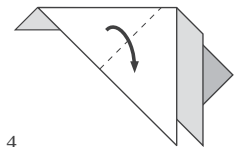
2

Turn the napkin over.



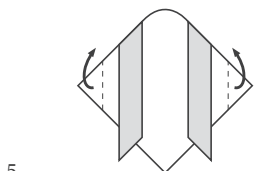
3

Fold the right corner down and towards the centre, leaving some space.



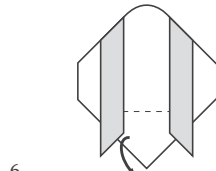
4

Fold the left corner down as in step 3.



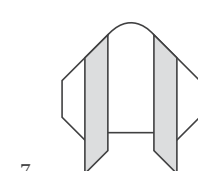
5

Fold both the right and left corners to the back.



6

Fold the bottom tip to the back.



7

This is the complete arrangement.